




The Executive Committee of the **Knowledge Consortium of Gujarat, Department of Education, Government of Gujarat** on the recommendation of the duly appointed **assessment & rating agency**, the Indian Centre for Academic Rankings and Excellence (**ICARE**) has rated

***Gujarat Arts & Commerce College (Evening), Ahmedabad***



as a **3 Star** Institution in the category of **College** on the basis of comprehensive performance metrics as set out in the **Gujarat State Institutional Ratings Framework (GSIRF)** on the 2nd December 2024.



**BY ORDER**

**Sunaina Tomar IAS**

Additional Chief Secretary  
(Higher and Technical Education)  
Government of Gujarat

**Gaurav Dinesh Ramesh IAS**

Director (Higher Education)  
Government of Gujarat

**Prof AU Patel**

Advisor  
Knowledge Consortium of Gujarat  
Government of Gujarat

**Dr Karthick Sridhar**

Vice Chairman  
Indian Centre for Academic  
Rankings and Excellence

VALID UPTO 31st May 2025



## Gujarat State Institutional Rating Framework (GSIRF) - 2023-24

GUJARAT ARTS & COMMERCE COLLEGE (EVENING), AHMEDABAD				SUB INDICATOR LEVEL		INDICATOR LEVEL		PARAMETER LEVEL		PARAMETER STAR RATING	OVERALL CGPA	OVERALL STARS	
PARAMETER WEIGHTAGE	PARAMETER	INDICATOR	SUB-INDICATOR	POINTS AVAILABLE	POINTS SCORED	POINTS AVAILABLE	POINTS SCORED	POINTS AVAILABLE	POINTS SCORED				
40%	TEACHING, LEARNING & RESOURCES (TLR)	STUDENT STRENGTH (SS)	STUDENT STRENGTH (UG & PG)	20	16.9	20	16.9	100	34.01	2	2.8	3	
		FACULTY-STUDENT RATIO (FSR)	FACULTY-STUDENT RATIO (FSR)	30	0	30	0						
		FACULTY WITH PHD AND EXPERIENCE (FQE)	FACULTY WITH PHD (FQ)	10	7.66	20	12.76						
			FACULTY EXPERIENCE (FE)	10	5.1								
		FINANCIAL RESOURCES AND THEIR UTILISATION (FRU)	CAPITAL EXPENDITURE (BC)	7.5	0.07	30	4.35						
			OPERATIONAL EXPENDITURE (BO)	22.5	4.28								
15%	RESEARCH AND PROFESSIONAL PRACTICE (RP)	PUBLICATIONS (PU)	PUBLICATIONS (PU)	70	64.89	70	64.89	100	93.72	5			
		QUALITY OF PUBLICATIONS (QP)	CITATIONS	30	28.83	30	28.83						
25%	GRADUATION OUTCOMES (GO)	PLACEMENT AND HIGHER STUDIES (GPH)	PLACEMENT AND HIGHER STUDIES (GPH)	60	34.45	60	54.59	100	54.59	3			
		UNIVERSITY EXAMINATIONS (GUE)	UNIVERSITY EXAMINATIONS(GUE)	40	20.14	40							
10%	OUTREACH AND INCLUSIVITY (OI)	REGION DIVERSITY (RD)	STUDENTS FROM OTHER STATES	25	24.83	30	24.83	100	62.02	4			
			STUDENTS FROM OTHER COUNTRIES	5	0								
		WOMEN DIVERSITY (WD)	WOMEN STUDENTS (WS)	15	8.19	30	23.19						
			WOMEN FACULTY (WF)	15	15								
		ECONOMICALLY AND SOCIALLY CHALLENGED STUDENTS (ESCS)	ECONOMICALLY AND SOCIALLY CHALLENGED STUDENTS (ESCS)	20	0	20	0						
		FACILITIES FOR PHYSICALLY CHALLENGED STUDENTS (PCS)	FACILITIES FOR PHYSICALLY CHALLENGED STUDENTS (PCS)	20	14	20	14						
10%	PERCEPTION (PR)	ACADEMIC PEERS AND EMPLOYERS (PR)								100			
TOTAL SCORE									90	47.51			



## Gujarat State Institutional Rating Framework (GSIRF) - 2023-24

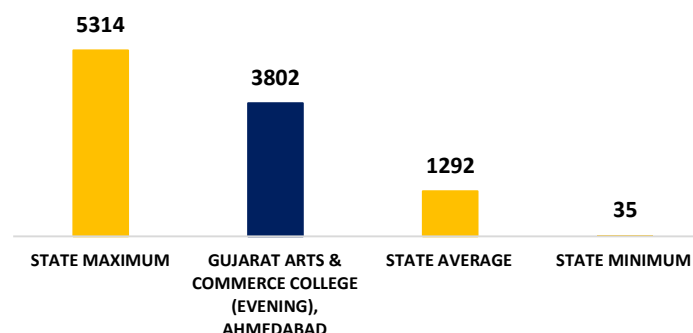
### Institutional Insights

## GUJARAT ARTS & COMMERCE COLLEGE (EVENING), AHMEDABAD

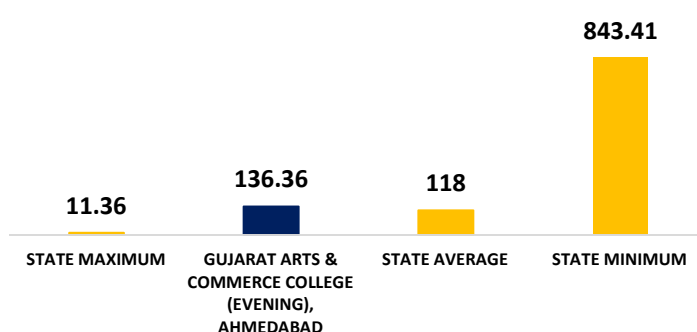
### Teaching, Learning & Resources



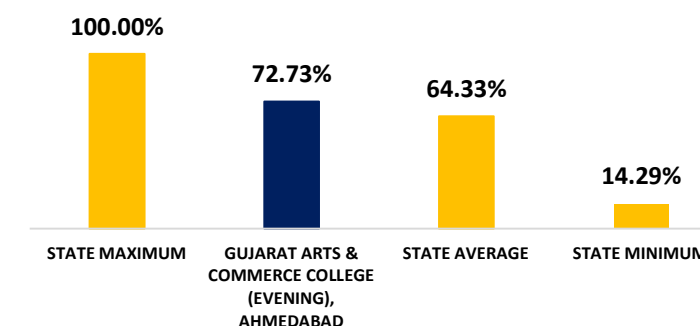
STUDENT STRENGTH (UG & PG)



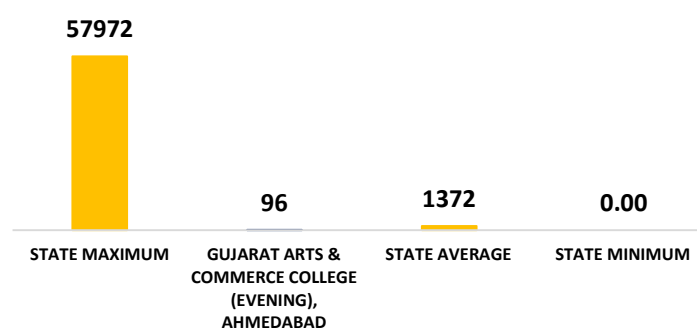
FACULTY-STUDENT RATIO (FSR)



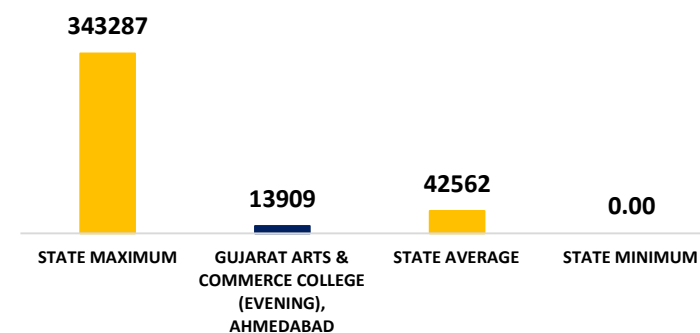
FACULTY WITH PHD (FQ)



CAPITAL EXPENDITURE PER STUDENT (BC)



OPERATIONAL EXPENDITURE PER STUDENT (BO)





## Gujarat State Institutional Rating Framework (GSIRF) - 2023-24

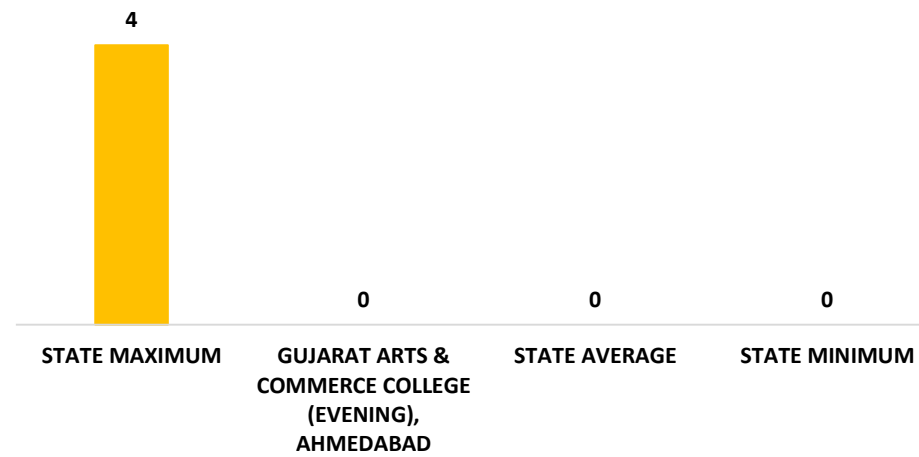
### Institutional Insights

## GUJARAT ARTS & COMMERCE COLLEGE (EVENING), AHMEDABAD

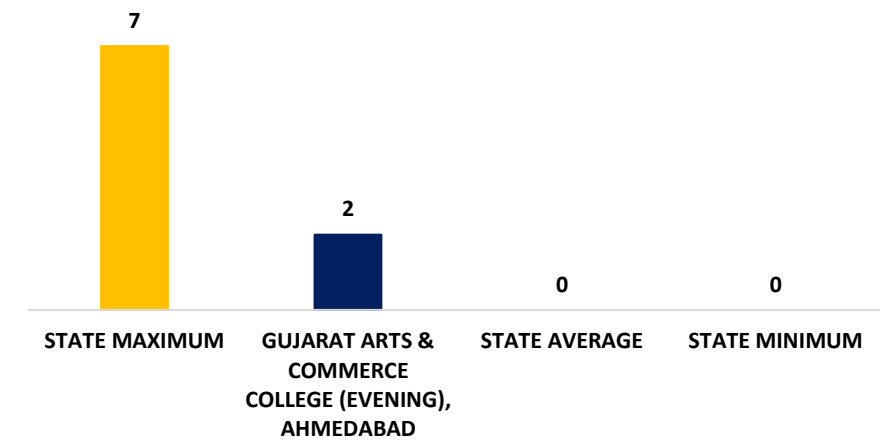
### Research and Professional Practice



#### PUBLICATIONS (PU) PER FACULTY



#### CITATIONS PER FACULTY



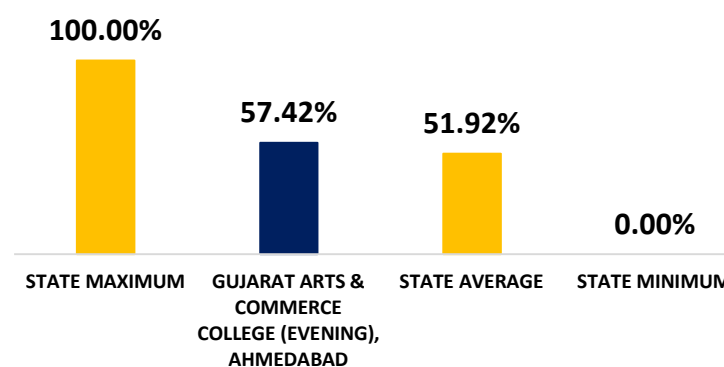


## Gujarat State Institutional Rating Framework (GSIRF) - 2023-24

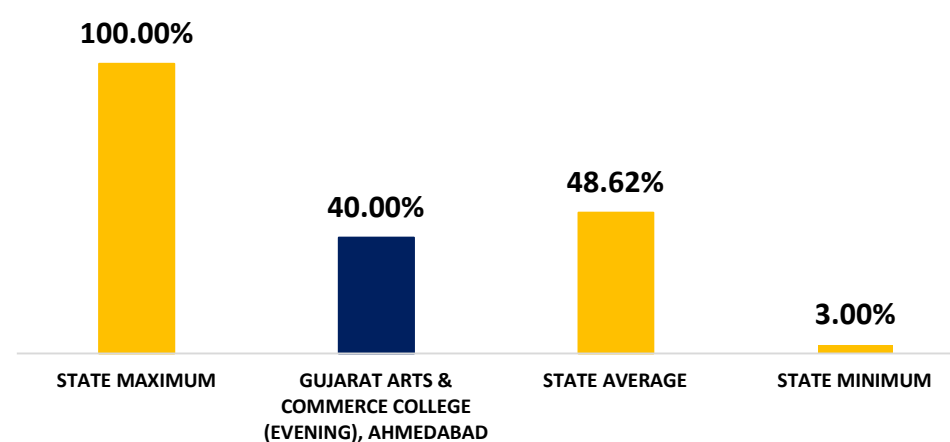
### Institutional Insights

## GUJARAT ARTS & COMMERCE COLLEGE (EVENING), AHMEDABAD

### Graduation Outcome



### PLACEMENT AND HIGHER STUDIES (GPH)



### UNIVERSITY EXAMINATIONS (GUE)

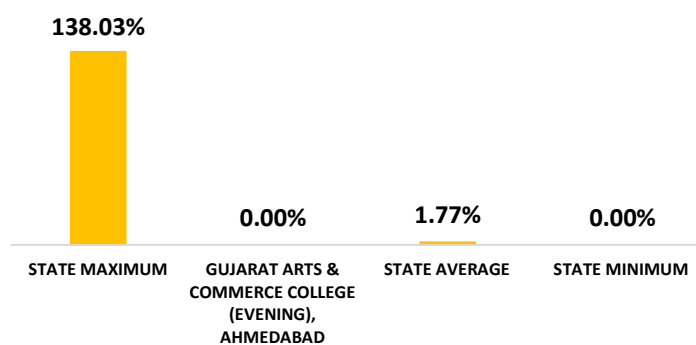
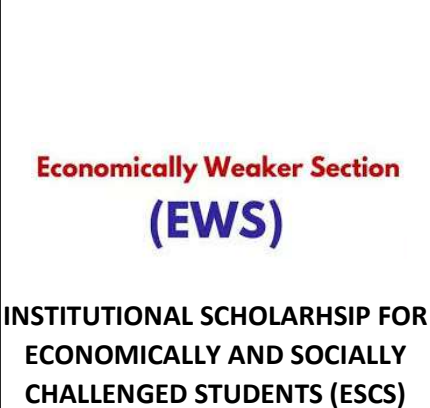
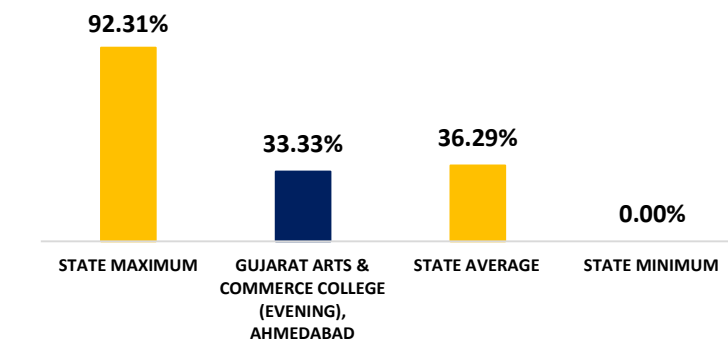

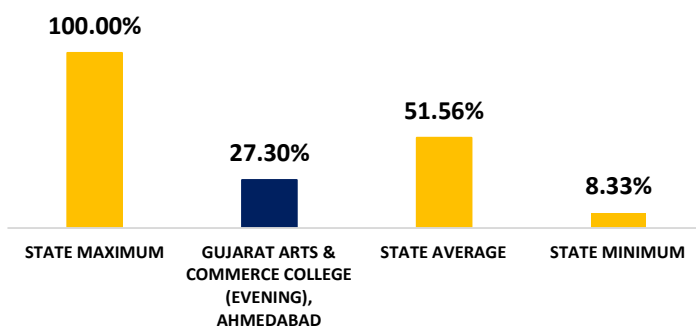
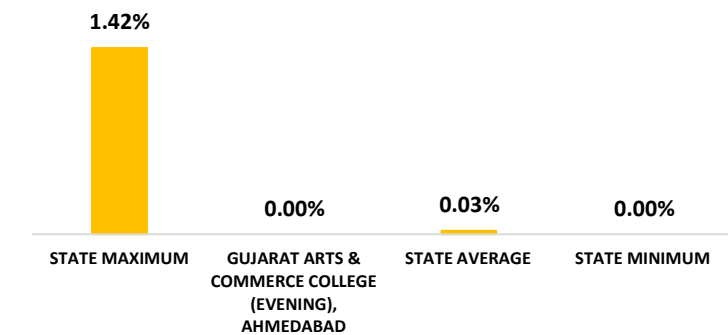
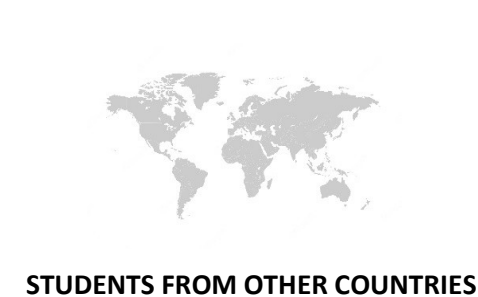
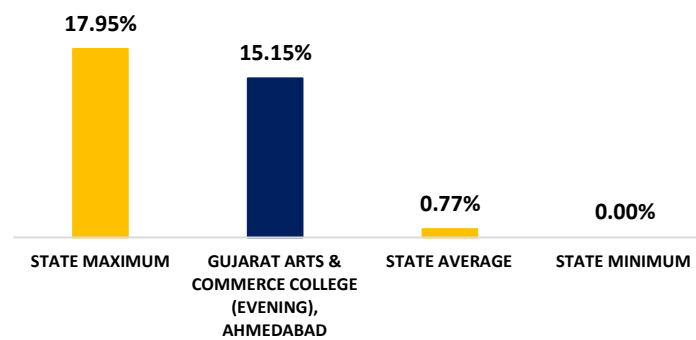
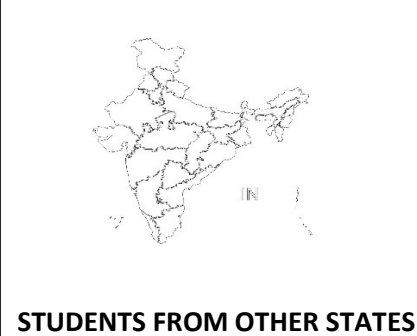


## Gujarat State Institutional Rating Framework (GSIRF) - 2023-24

### Institutional Insights

## GUJARAT ARTS & COMMERCE COLLEGE (EVENING), AHMEDABAD

### Outreach and Inclusivity



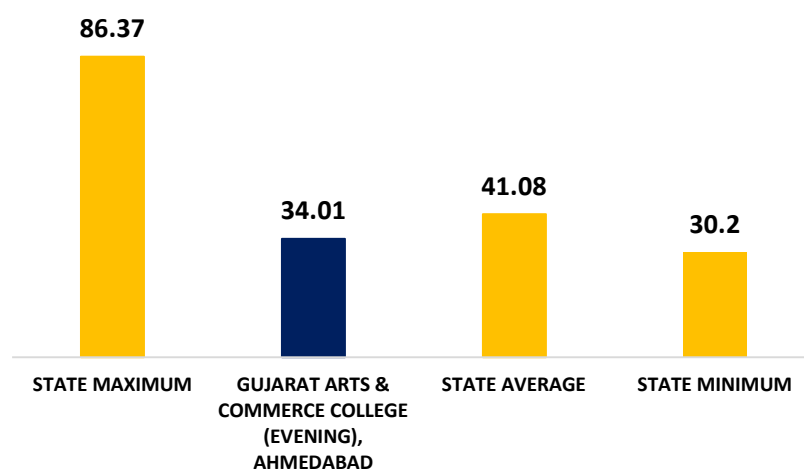


## Gujarat State Institutional Rating Framework (GSIRF) - 2023-24

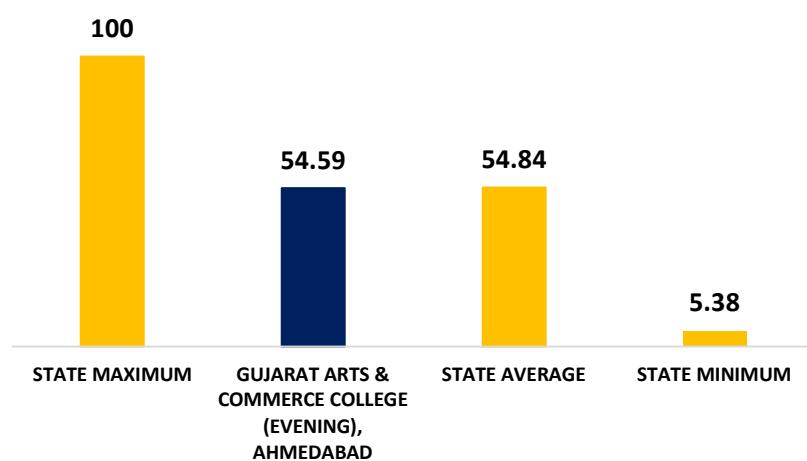
### Institutional Insights

## GUJARAT ARTS & COMMERCE COLLEGE (EVENING), AHMEDABAD

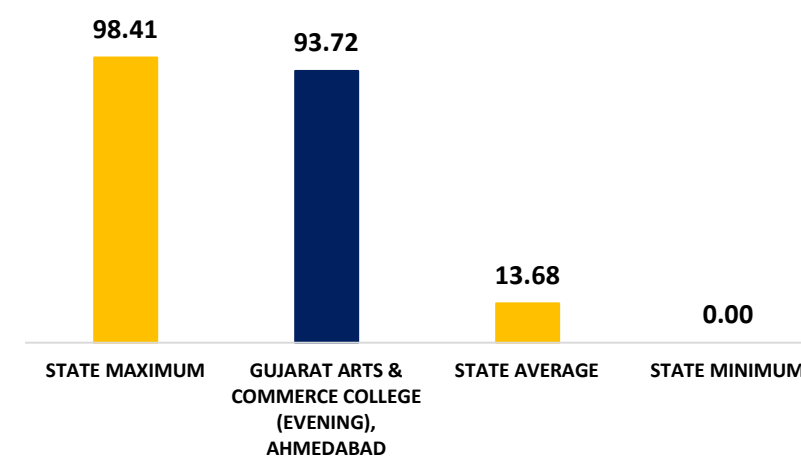
### Parameter Overview



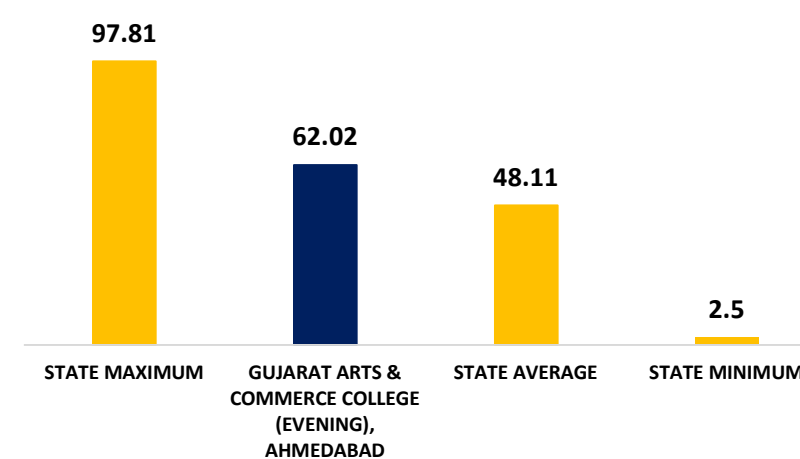
### TEACHING, LEARNING & RESOURCES (TLR) SCORE



### GRADUATION OUTCOMES (GO) SCORE



### RESEARCH AND PROFESSIONAL PRACTICE (RP) SCORE



### OUTREACH AND INCLUSIVITY (OI) SCORE



GSIRF 2024

## College Summary



Name of Institution	TLR	RP	GO	OI	Total Score	CGPA	Star
NARMADA COLLEGE OF SCIENCE AND COMMERCE	40.29	88.43	59.49	42	48.45	2.83	3
SARDAR PATEL COLLEGE OF ADMINISTRATION & MANAGEMENT	53.15	0	82.7	65.07	48.44	2.83	3
BAHAUDDIN GOVERNMENT SCIENCE COLLEGE	59.39	0	74.89	59.23	48.4	2.83	3
M B PATEL SCIENCE COLLEGE	48.8	0	84.84	72.89	48.02	2.81	3
SHRI R P ARTS, SHRI K B COMMERCE AND SMT B C J SCIENCE COLLEGE	47.86	90.67	39.03	55	48	2.81	3
SHRI R R LALAN COLLEGE	49.83	0	83.14	69.97	47.71	2.79	3
GUJARAT ARTS & COMMERCE COLLEGE (EVENING), AHMEDABAD	34.01	93.72	54.59	62.02	47.51	2.78	3
R R MEHTA COLLEGE OF SCIENCE AND C L PARIKH COLLEGE OF COMMERCE PALANPUR	31.95	65.38	70.62	72.21	47.46	2.78	3
SBB COLLEGE OF PHYSIOTHERAPY	65.73	97.41	13.64	30	47.31	2.77	3
B R C M COLLEGE OF BUSINESS ADMINISTRATION	56.74	0	65.97	77.38	46.93	2.74	3
PRAMUKH SWAMI SCIENCE AND H D PATEL ARTS COLLEGE	56.49	0	64.07	82.35	46.85	2.74	3
SHRI V R PATEL COLLEGE OF COMMERCE, MEHSANA	40.62	0	94.34	66.81	46.51	2.72	3
ASHOK & RITA PATEL INSTITUTE OF INTEGRATED STUDY AND RESEARCH IN BIOTECHNOLOGY & ALLIED SCIENCES	56.58	0	63.51	78.58	46.37	2.71	3
P P SAVANI SCHOOL OF SCIENCES	54.96	0	67.61	74.67	46.35	2.71	3
KU A B GARDI GRAMVIDHYA MAHAVIDHYALAYA	60.81	0	75.66	30.98	46.34	2.71	3
PATEL RAMAN BROS ARTS & PATEL GOPALBHAI RANCHHODJI COMMERCE COLLEGE	60.81	0	75.66	30.98	46.34	2.71	3
NEW L J COMMERCE COLLEGE	47.19	59.08	39.65	83.82	46.03	2.69	3
M N COLLEGE	35.95	93.14	51.27	46.85	45.85	2.68	3
IDAR ANJANA PATIDAR H K M ARTS AND P N PATEL COMMERCE COLLEGE	36.24	0	89.29	84.6	45.28	2.65	3
SARDAR PATEL COLLEGE OF COMMERCE (SPEC)	47.88	0	75.56	66.18	44.66	2.61	3
L D ARTS COLLEGE	40.44	95.03	25.33	77.35	44.5	2.6	3
SARDAR PATEL INSTITUTE OF APPLIED SCIENCE	60.16	0	48.29	83.15	44.45	2.6	3